

At your tables please share . . .


Your role & what brought you to this session



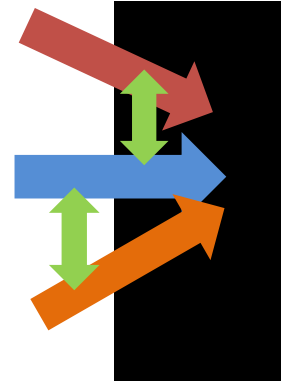

Photo T. Paulenko 2017

Learning objectives

- To reflect on working interprofessionally
- To describe the purpose of the interprofessional lens
- To apply the interprofessional lens



Multiprofessional Approach
(working in parallel)



Interprofessional Approach
(working collaboratively)



the Interprofessional Lens?

Question . . .

What makes “something” interprofessional?

(e.g. care activities, meetings, initiatives,
education session, research project)

Questions to consider when applying the Interprofessional Lens . . .

- ✓ WHY? is an interprofessional approach important to this work?
- ✓ WHAT? is the goal of this work and how will working interprofessionally enable this goal?
- ✓ WHO? are the 2 or more different professions/roles involved; consider who is not at the table?

IP Lens questions continued . . .

- ✓ WHERE? Consider how the space and location may impact some of the participants differently?
- ✓ WHEN? is time scheduled for discussion and interactivity?
- ✓ HOW?
 - will Interprofessional facilitation be done?
 - will Interprofessional group process be addressed?
 - will Interprofessional reflection be supported?
 - will Interprofessional issues be attended to?

Interprofessional Lens in Action

At your tables using the 1/2 page scenario handout . . .

- Apply the IP lens question guide (double-sided sheet) to optimize the outcome of the scenario
- Be prepared to debrief as a large group

Large group debrief . . .

What surprised you, what did you learn?



Photo with consent

At your tables . . .

How might you apply the IP lens in your own setting?



Photos T. Paulenko 2017

Further reflections . . .

Questions?




Photo T. Paulenko 2017

For complete document with scenarios and tips . . .

-See handout link

-Internet search: U of T IPE IP Lens